



INSTRUCTION MANUAL
ProDevice DSS Data Cabinet

V.DSS.2023.1.EN

CONTENTS

| | |
|----------------------|----|
| 1. Features | 04 |
| 2. Packaging removal | 04 |
| 3. Overview | 05 |
| 4. Instruction video | 06 |
| 5. Storage of media | 07 |
| 6. Maintenance | 07 |

Thank you for purchasing the ProDevice DSS - Drawer Storage System - an excellent solution for secure storage and archiving of data media (like magnetic tapes, disk drives, floppy disks, and more). This product is made of high-quality steel and finished by powder coating.

This user manual is integral to the device. Read and understand the manual before operating the cabinet. Keep the manual for future reference. The company Diskus Polska sp. z o. o., as the manufacturer is not responsible for the partial or total failure to comply with this manual.

Strictly follow the operating guidance specified in the user manual. Any deviation from it is against the intended use of the cabinet. The manufacturer will not be liable for any damage caused by non-intended use of the device.

Never attempt to modify the cabinet. The manufacturer will not be liable for the performance or operating safety if the device is modified.

The manufacturer reserves the right to introduce changes to the design of devices, deemed necessary by the manufacturer to improve them.



Refer to Instruction manual.



Close the drawers with caution.



No sitting.

1. FEATURES

- Dimensions: 1071 mm x1005 mm x 590 mm (42.2 in x 39.6 in x 23.2 in).
- Weight: DSS500 171 kg (377 lb) / DSS600 176 kg (388 lb).
- Drawers lined with a damping mat, which additionally protects the carriers, also minimizes the possibility of media movements .
- Separation barriers.
- Locking mechanism that prevents pulling out several drawers at the same time.
- Ultra Track lock (two keys included).
- Self-leveling feet.

2. PACKAGING REMOVAL

The DSS cabinet is delivered to the buyer in a dedicated box on a pallet. The device's weight requires at least two people to remove it from the pallet. Carefully remove all packaging materials and verify that the contents are complete as listed in the product features above. Having removed the packaging materials, immediately inspect the cabinet for any evidence of damage in transport. If the device or any of its dedicated accessories are damaged, report this to the shipment forwarder and the manufacturer.

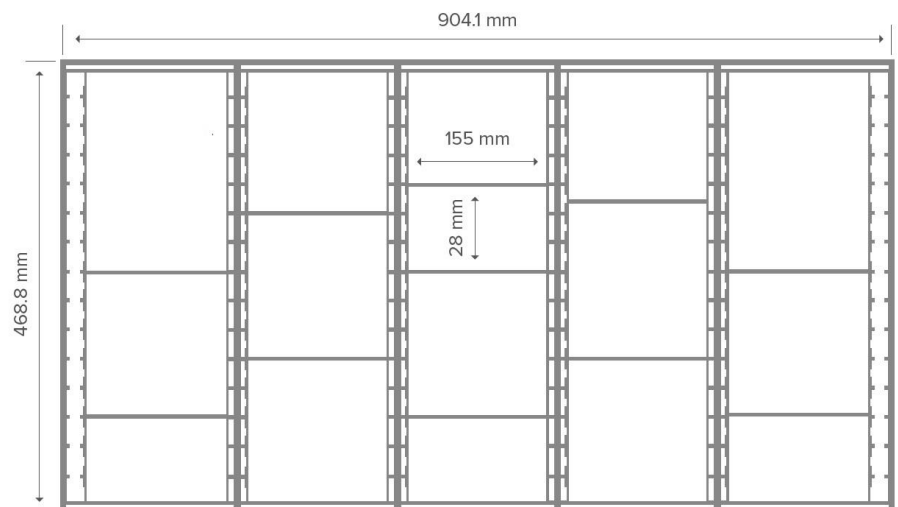
With all packaging materials removed, place the cabinet on a firm surface at the designated, sheltered installation site. Secure the device in position to prevent movement.

3. OVERVIEW

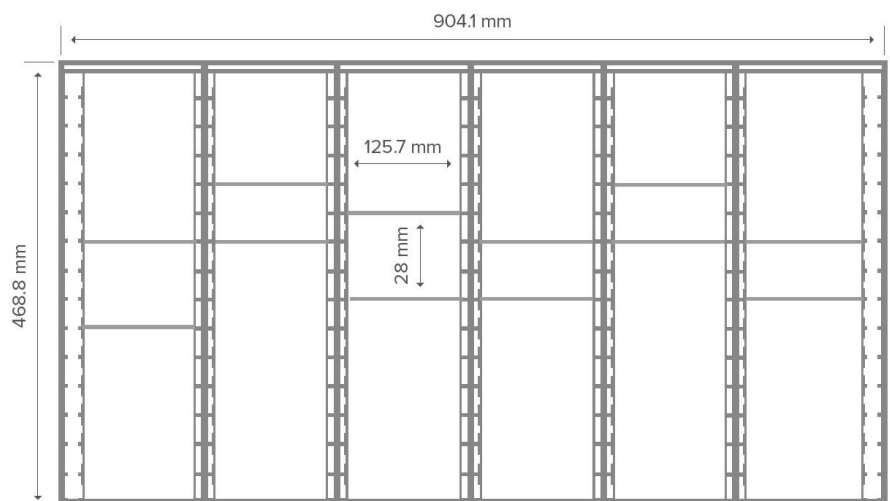
| | DSS 500 | DSS 600 |
|--|----------------|----------------|
| Number of drawers with dimensions: ext. 115 × 950 × 523 mm (4.5 in x 37.4 in x 20.6 in) int. 102 × 905 × 473 mm (4.0 in x 35.6 in x 18.6 in) | 1 | 5 |
| Number of drawers with dimensions: ext. 155 × 950 × 523 mm (6.1 in x 37.4 in x 20.6 in) int. 142 × 905 × 473 mm (5.6 in x 35.6 in x 18.6 in) | 5 | 2 |
| Capacity (LTO tapes without boxes in a small drawer and LTO tapes with boxes in a bigger drawer) | Min. 540 tapes | Min. 630 tapes |

Drawers for data carriers are equipped with separating barriers, which can be freely configured, depending on the type of media stored in a given drawer.

HARD DRIVE DISKS




MAGNETIC TAPES



4. INSTRUCTION VIDEO

Scan the QR code to watch an official video presenting correct usage of the ProDevice DSS cabinet.



The video is an inseparable part of this manual Instruction.

5. STORAGE OF MEDIA

Begin loading storage media from the lowest level (bottom drawer) of the ProDevice DSS.

Each ProDevice DSS drawer must be loaded with evenly distributed components.

Do not exceed a maximum load of 50 kg per drawer.



DANGER!

Never attempt to sit on top of the DSS media cabinet!

6. MAINTENANCE

Only clean the machine with a soft cloth and water. Do not allow water to enter the device.

Do not use scouring agents, cleaning fluids, petroleum, or thinners.

Mechanical maintenance may only be performed by the manufacturer's authorized service.

In the event of a failure or interruption in operation due to damage to the device or any of its components, contact the authorized service of the manufacturer.

INTERNATIONAL HOTLINE: +48 122 919 101



CONTACT

ProDevice Spółka z ograniczoną odpowiedzialnością

ul. Kościuszki 1, 32-020 Wieliczka, Poland

tel. +48 122 919 101

e-mail: info@pro-device.com

service: support@pro-device.com

If you have an improvement idea or suggestion, write to info@pro-device.com

info@pro-device.com

www.pro-device.com

MANUFACTURER'S ADDRESS DETAILS

DISKUS Polska Spółka z ograniczoną odpowiedzialnością

ul. Kościuszki 1, 32-020 Wieliczka, Polska

service: support@pro-device.com